

FAN-E and LO-flo

MINIMUM INSTALLATION REQUIREMENTS

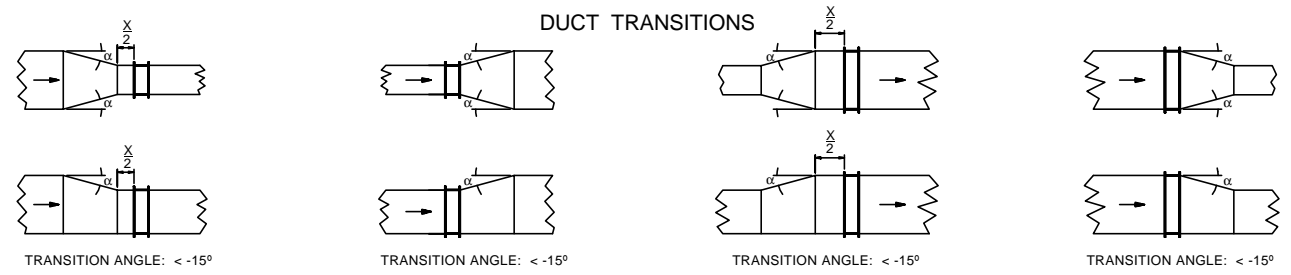
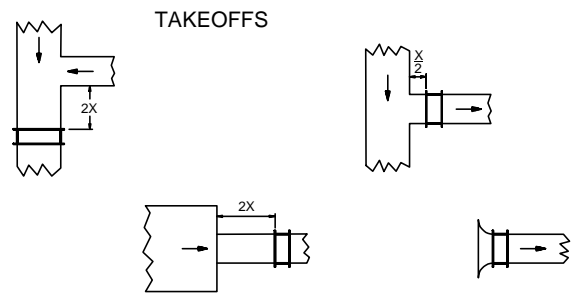
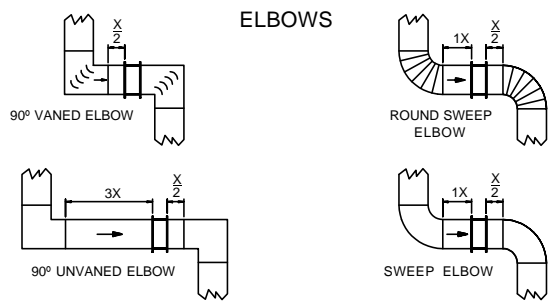
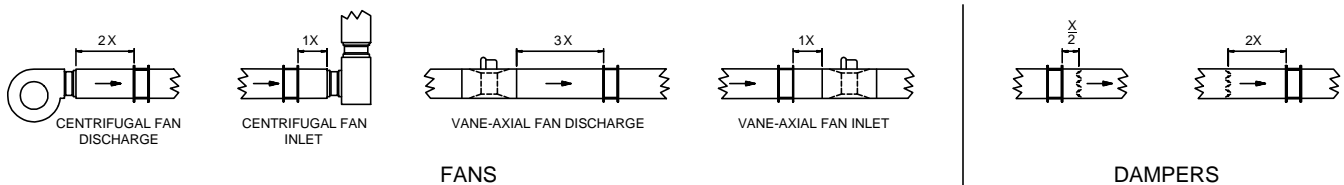
INSTALLATION CONSIDERATIONS. Installation factors to be considered when applying the FAN-E are as follows:

Turbulent Airflow. The unique use of honeycomb airflow straightener in the FAN-E will permit accurate flow measurement in the presence of moderate air turbulence. The distances from air turbulence producing fittings, transitions, etc., shown below in the Minimum Requirements for Installation, are required to assure accurate FAN-E operation.

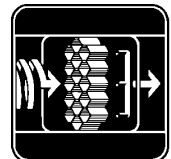
Airborne Contaminants. The levels of air filtration and cleanliness associated with commercial HVAC Systems, whether supply/return/exhaust/outside air, are satisfactory for operation of the FAN-E. Industrial applications containing airborne contaminants may require periodic manual or automatic cleaning using compressed air applied via the signal fittings, and/or physical cleaning.

Direction of Airflow. The FAN-E will function only with the airflow passing through the air straightener section prior to entering the total and static pressure sensing section. To prevent improper installation, each FAN-E is marked with an arrow indicating the required direction of airflow.

MINIMUM REQUIREMENTS FOR INSTALLATION. Note: FAN-E locations shown are NOT ideal. They indicate the minimum clearance required from air turbulence producing sources. Wherever possible, the FAN-E should be installed where greater runs of straight duct (or clearances) than shown exist.



Rectangular Duct: $x = \frac{2(H \times W)}{H + W}$ Circular Duct: $x = \text{Duct Diameter}$



AIR MONITOR CORPORATION