

AUTO-purge III

STANDARD CONSTRUCTION

Brass and Copper Construction

All wetted tubing, fittings, and valves constructed of copper and/or brass.
Enclosure is NEMA 4 painted steel.
External connection fittings are stainless steel FPT.

Stainless Steel Construction

All wetted tubing, fittings, and valves are constructed of 316 stainless steel.
Enclosure is NEMA 4 painted steel.
External connection fittings are stainless steel FPT.

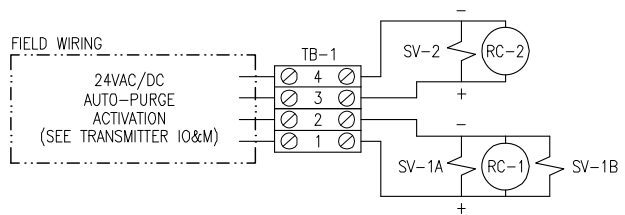
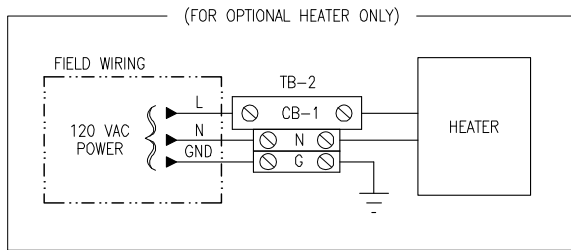
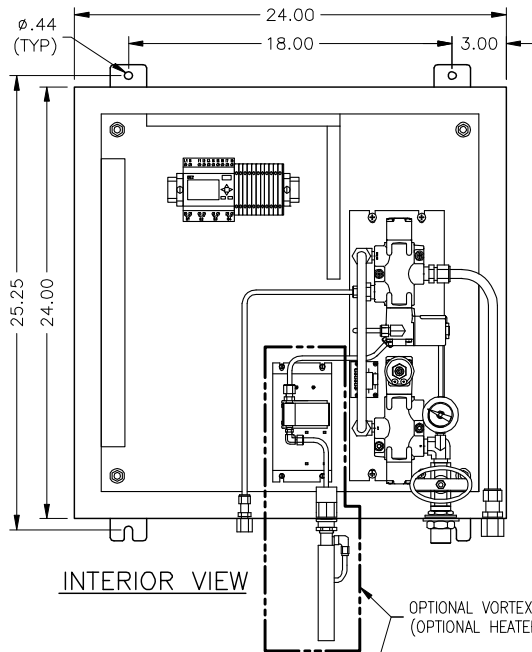
OPTIONAL CONSTRUCTION

- NEMA 4X Stainless Steel Enclosure
- Vortex Cooler. Requires 80-100 psi air supply*
- Enclosure Heater, Requires 120VAC power supply**
- R-1 Relay for purge management

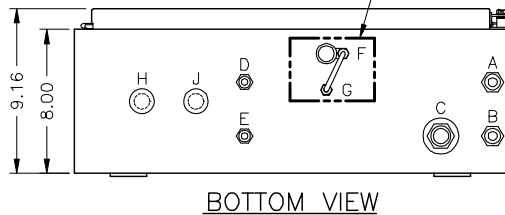
SV-1A,1B & SV2	<u>In Rush</u>	<u>Hold</u>
<input type="checkbox"/> 24VAC	74VA	62VA
<input type="checkbox"/> 24VDC	28W	28W
<input type="checkbox"/> 120VAC	77VA	65VA

* Add 21VA In Rush, 12VA Hold (8W) for 400 BTUH @ 100 psig ≤70°F
** Add 3.2A @ 120VAC for 400 watt heater

DIMENSIONAL SPECIFICATIONS



FIELD WIRING TERMINALS



BOTTOM VIEW

CONNECTION CODE

A. STATIC PRESSURE (LO) SIGNAL FROM FLOW ELEMENT	1/2" (F)NPT
B. TOTAL PRESSURE (HI) SIGNAL FROM FLOW ELEMENT	1/2" (F)NPT
C. SUPPLY AIR 80 - 125 PSIG	1/2" (F)NPT
D. STATIC PRESSURE TO TRANSMITTER	1/4" (F)NPT
E. TOTAL PRESSURE TO TRANSMITTER	1/4" (F)NPT
F. VORTEX COOLER MOUNTING HOLE	N/A
G. VORTEX COOLER AIR SUPPLY	N/A
H. ELECTRICAL CONNECTION POWER WIRING	1/2" CONDUIT SEAL
J. ELECTRICAL CONNECTION SIGNAL WIRING	1/2" CONDUIT SEAL