

CA STATION

COMBUSTION AIRFLOW MEASUREMENT

MINIMUM INSTALLATION REQUIREMENTS

MINIMUM INSTALLATION REQUIREMENTS

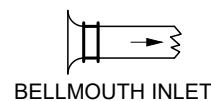
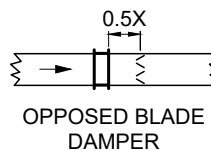
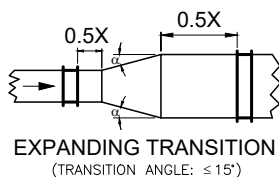
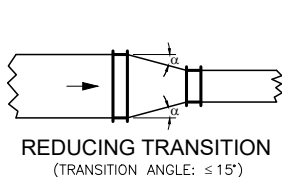
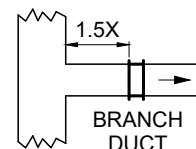
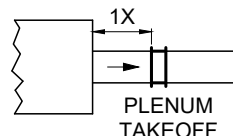
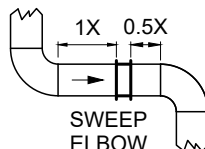
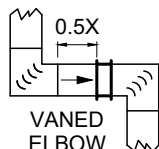
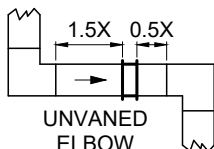
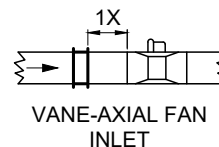
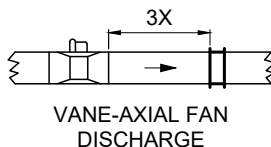
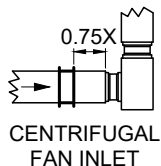
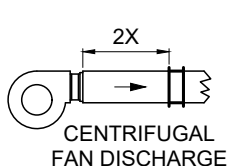
INSTALLATION CONSIDERATIONS. Installation factors to be considered when applying the Combustion Air Station are as follows:

Turbulent Airflow. The unique use of honeycomb airflow straightener in the Combustion Air Station will permit accurate flow measurement in the presence of moderate air turbulence. The distances from air turbulence producing fittings, transitions, etc., shown below in the Minimum Requirements for Installation, are required to assure accurate Combustion Air Station operation.

Airborne Contaminants. Industrial applications containing airborne contaminants may require periodic manual or automatic cleaning using compressed air applied via the signal fittings, and/or physical cleaning.

Direction of Airflow. The Combustion Air Stations will function only with the airflow passing through the air straightener section prior to entering the total and static pressure sensing section. To prevent improper installation, each Combustion Air Station is marked with an arrow indicating the required direction of airflow.

MINIMUM REQUIREMENTS FOR INSTALLATION. Note: Combustion Air Station locations shown are NOT ideal. They indicate the minimum clearance required from air turbulence producing sources. Wherever possible, the Combustion Air Station should be installed where greater runs of straight duct (or clearances) than shown exist.



Rectangular Duct: $X = \frac{2(H \times W)}{H + W}$

Circular Duct: $X = \text{Duct Diameter}$