

AUTO-purge III - High Capacity with Smart Relay

STANDARD CONSTRUCTION

- Brass and Copper Construction All wetted tubing, fittings and valves constructed of brass and/or copper. Enclosure is NEMA 4 painted steel. External connection fittings are stainless steel FPT.
- Stainless Steel Construction All wetted tubing, fittings and valves constructed of 316 stainless steel. Enclosure is NEMA 4 painted steel. External connection fittings are stainless steel FPT.

OPTIONAL CONSTRUCTION

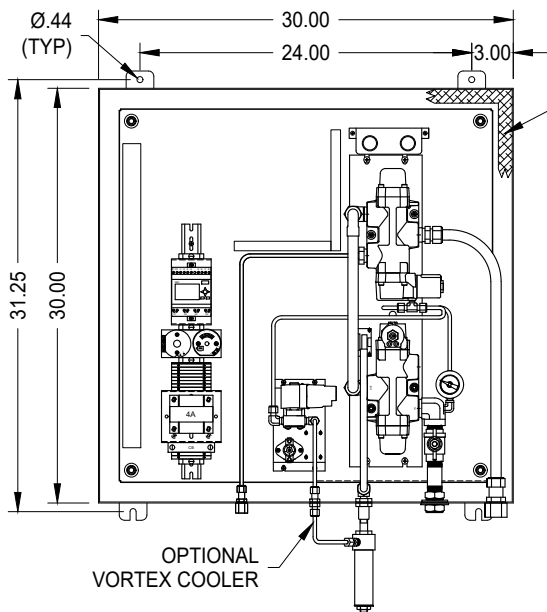
- NEMA 4X stainless steel enclosure
- Vortex Cooler (requires 80-150 max. psig air supply) *
- Heater (requires 120VAC power supply) **
- Purge start and/or purge interrupt pushbuttons
 - Panel mounted Door mounted
- Viewing window on door

Power Supply	In Rush	Hold
<input type="checkbox"/> 24VAC	78VA	67VA
<input type="checkbox"/> 24VDC	31W	31W
<input type="checkbox"/> 120VAC	99VA	84VA

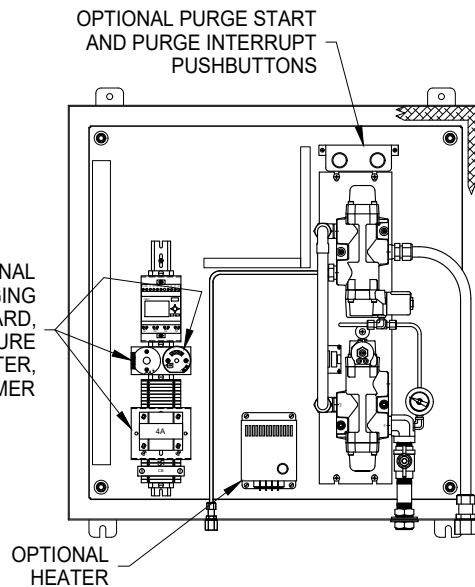
* Add 2 watts @ 24-99V / 50-60Hz/DC for 400 BTUH @ 100 psig ≤ 70°F

** Add 1.7A @ 120VAC for 200 watt heater

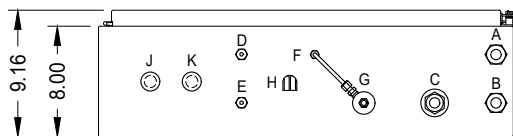
DIMENSIONAL INFORMATION (Note: Refer to custom submittal drawings for work order specific details.)



**INTERIOR VIEW
(W/OPTIONAL COOLER)**



**INTERIOR VIEW
(W/OPTIONAL HEATER)**



BOTTOM VIEW

CONNECTION CODE:

A. STATIC PRESSURE (LO) SIGNAL FROM FLOW ELEMENT	3/4" (F)NPT
B. TOTAL PRESSURE (HI) SIGNAL FROM FLOW ELEMENT	3/4" (F)NPT
C. SUPPLY AIR 80-150 MAX. PSIG	3/4" (F)NPT
D. STATIC PRESSURE TO REMOTE TRANSMITTER	1/4" (F)NPT
E. TOTAL PRESSURE TO REMOTE TRANSMITTER	1/4" (F)NPT
F. VORTEX COOLER AIR SUPPLY	N/A
G. VORTEX COOLER MOUNTING HOLE	N/A
H. ENCLOSURE VENT (WITH OPT. HEATER OR COOLER)	N/A
J. ELECTRICAL CONNECTION POWER WIRING	1/2" CONDUIT SEAL
K. ELECTRICAL CONNECTION SIGNAL WIRING	1/2" CONDUIT SEAL

P.O. Box 6358, Santa Rosa, CA 95406 (707) 544-2706
 www.airmonitor.com amcsales@airmonitor.com